

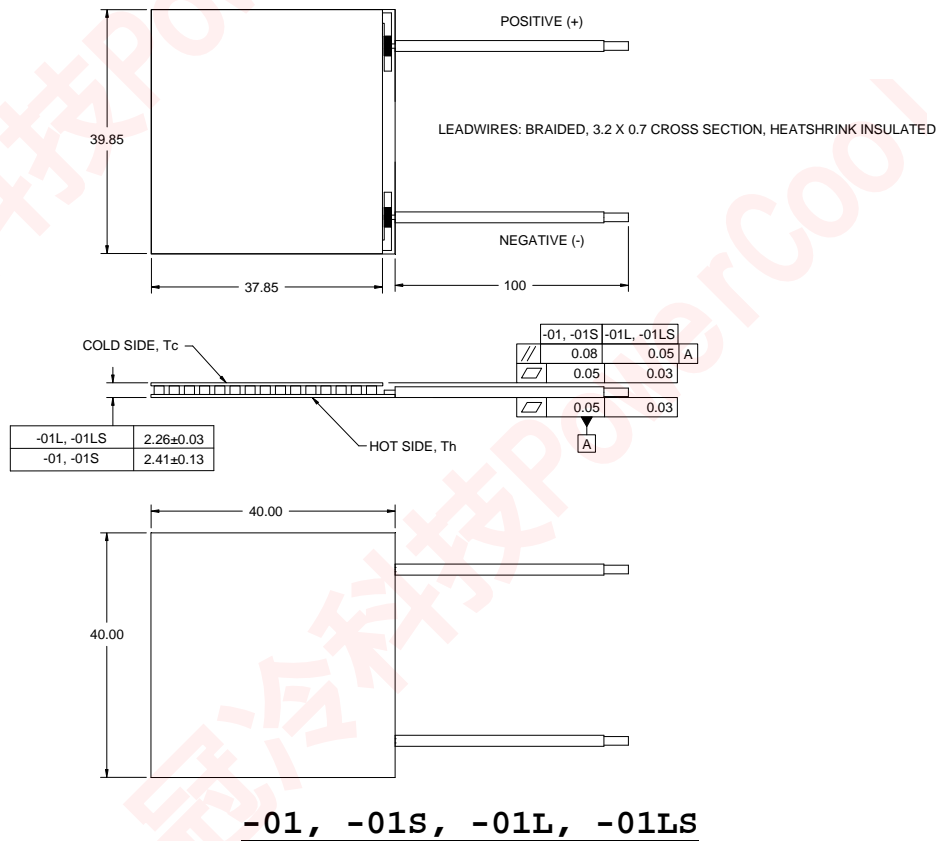
XLT2483

Single-Stage Thermoelectric Cooler
RoHS EU Compliant

TYPICAL PERFORMANCE VALUES

Hot Side Temperature (°C)	27°C	50°C
ΔT_{max} (°C-dry N ₂):	58	67
Q _{max} (watts):	182	203
I _{max} (amps):	13.5	13.4
V _{max} (vdc):	20.6	22.9
AC Resistance (ohms):	1.27	-

MECHANICAL CHARACTERISTICS




ORDERING OPTIONS

Model Number	Description
XLT2483-01	TEM
XLT2483-01S	TEM, Sealed
XLT2483-01L	TEM, Lapped
XLT2483-01LS	TEM, Lapped and Sealed
XLT2483-02LS	TEM, Lapped and Sealed, Stranded Leadwires

PRODUCT FEATURES

- High heat pumping capability
- Designed for cycling applications
- Capable of rapid heating and cooling rates
- Ceramics are aluminum oxide
- Maximum operating and process temperature of 125°C



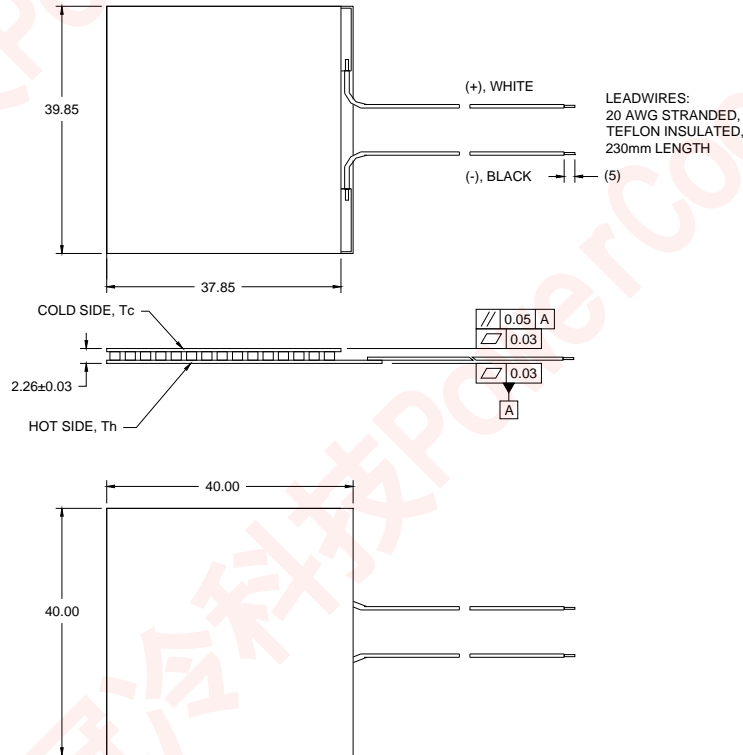
XLT2483

Single-Stage Thermoelectric Cooler
RoHS EU Compliant

TYPICAL PERFORMANCE VALUES

Hot Side Temperature (°C)	27°C	50°C
ΔT_{max} (°C-dry N ₂):	58	67
Q _{max} (watts):	182	203
I _{max} (amps):	13.5	13.4
V _{max} (vdc):	20.6	22.9
AC Resistance (ohms):	1.27	-

MECHANICAL CHARACTERISTICS



-02LS

ORDERING OPTIONS

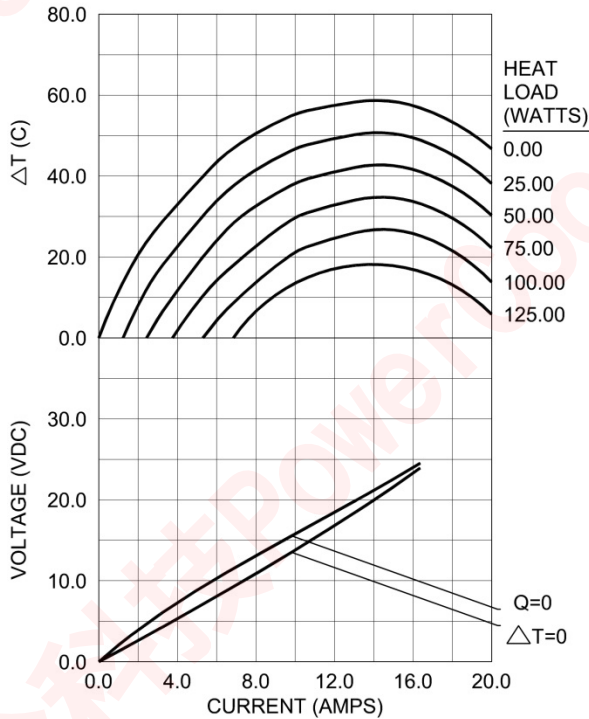
Model Number	Description
XLT2483-01	TEM
XLT2483-01S	TEM, Sealed
XLT2483-01L	TEM, Lapped
XLT2483-01LS	TEM, Lapped and Sealed
XLT2483-02LS	TEM, Lapped and Sealed, Stranded Leadwires

PRODUCT FEATURES

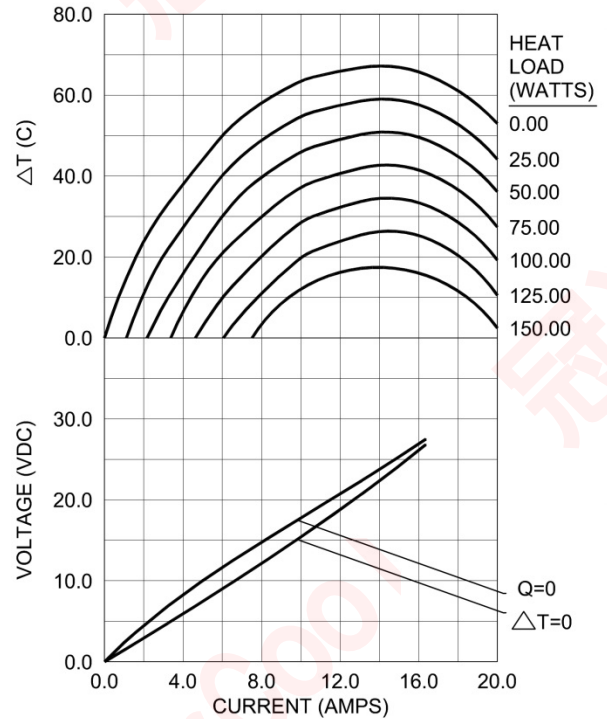
- High heat pumping capability
- Designed for cycling applications
- Capable of rapid heating and cooling rates
- Ceramics are aluminum oxide
- Maximum operating and process temperature of 125°C

ENVIRONMENT: ONE ATMOSPHERE DRY NITROGEN

Hot Side Temperature 27°C



Hot Side Temperature 50°C



For performance information in a vacuum or with hot side temperatures other than 27°C or 50°C, contact one of our Applications Engineers at 877-627-5691.

Installation

Recommended mounting methods: Bonding with thermal epoxy or soldering with metallized ceramics. For additional information, please refer to our TEC Installation Guide.

Operation Cautions

For maximum reliability, storage and operation below 85°C in a non-condensing environment is recommended. To minimize thermal stress, use linear/proportional temperature control or a similar method rather than an ON/OFF method.

CONTACT US:

For customer support or general questions please contact a local office below or visit our website at www.marlow.com.

Marlow Industries, Inc.
10451 Vista Park Road
Dallas Texas 75238-1645
214-340-4900 (tel)
214-341-5212 (fax)
877-627-5691 (tech support)
www.marlow.com

Marlow Industries Europe GmbH
Brunnenweg 19-21
64331 Weiterstadt
Germany
Tel.: +49 (0) 6150 5439 - 403
Fax: +49 (0) 6150 5439 - 400
info@marlow-europe.eu

II-VI Japan Inc.
WBG Marive East 17F
2-6 Nakase, Mihama-ku
Chiba-Shi, Chiba 261-7117
Japan
81 43 297 2693 (tel)
81 43 297 3003 (fax)
center@ii-vi.co.jp
www.ii-vi.co.jp

II-VI Singapore Pte., Ltd.
Blk. 5012, Techplace II
#04-07 & 05-07/12, Ang Mo Kio Ave. 5
Singapore 569876
(65) 6481 8215 (tel)
(65) 6481 8702 (fax)
info@ii-vi.com.sg
www.ii-vi.com.sg

Marlow Industries China, II-VI
Technologies Beijing
A subsidiary of II-VI Incorporated
Rm 202, 1# Lize 2nd Middle Road
Wangjing, Chaoyang District
Beijing 100102 China
010-64398226 ext 105 (tel)
010-64399315 (fax)
info@iivibj.com